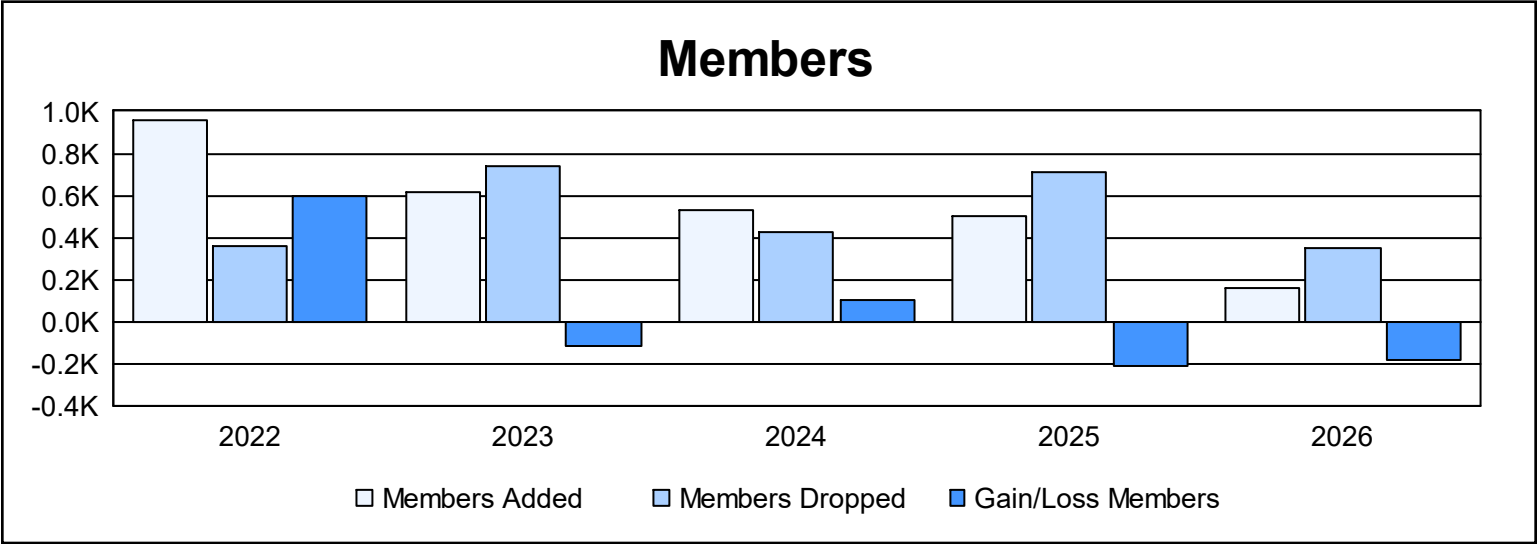
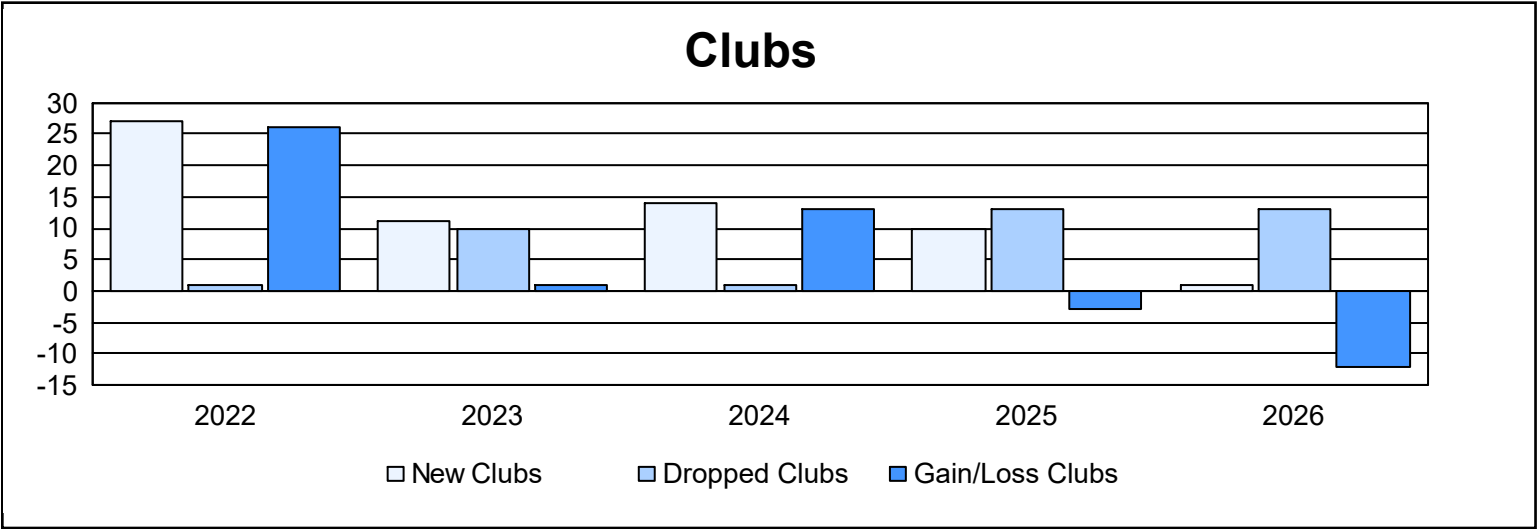
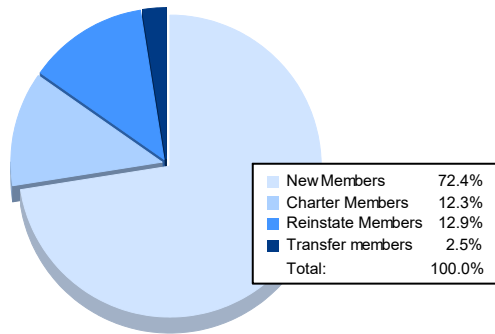


| Year      | New Clubs | Dropped Clubs | Gain/ Loss Clubs | New Members | Charter Members | Reinstate Members | Transfer Members | Total Member Added | Total Members Dropped | Gain/ Loss Members |
|-----------|-----------|---------------|------------------|-------------|-----------------|-------------------|------------------|--------------------|-----------------------|--------------------|
| 2021-2022 | 27        | 1             | 26               | 328         | 628             | 3                 | 0                | 959                | 361                   | 598                |
| 2022-2023 | 11        | 10            | 1                | 288         | 293             | 33                | 5                | 619                | 739                   | -120               |
| 2023-2024 | 14        | 1             | 13               | 173         | 340             | 14                | 1                | 528                | 425                   | 103                |
| 2024-2025 | 10        | 13            | -3               | 246         | 210             | 46                | 2                | 504                | 713                   | -209               |
| 2025-2026 | 1         | 13            | -12              | 118         | 20              | 21                | 4                | 163                | 350                   | -187               |
| Average   | 13        | 8             | 5                | 231         | 298             | 23                | 2                | 555                | 518                   | 37                 |



## Membership Composition

### December 2025 Cumulative



## Gender Composition

### December 2025 Cumulative

